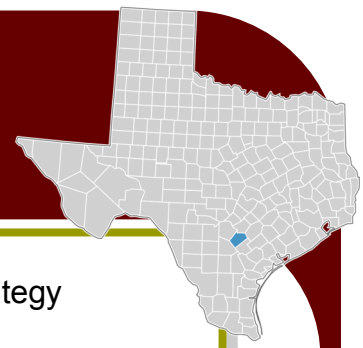


Wilson County Economic Profile



Comprehensive Economic Development Strategy
October 2012

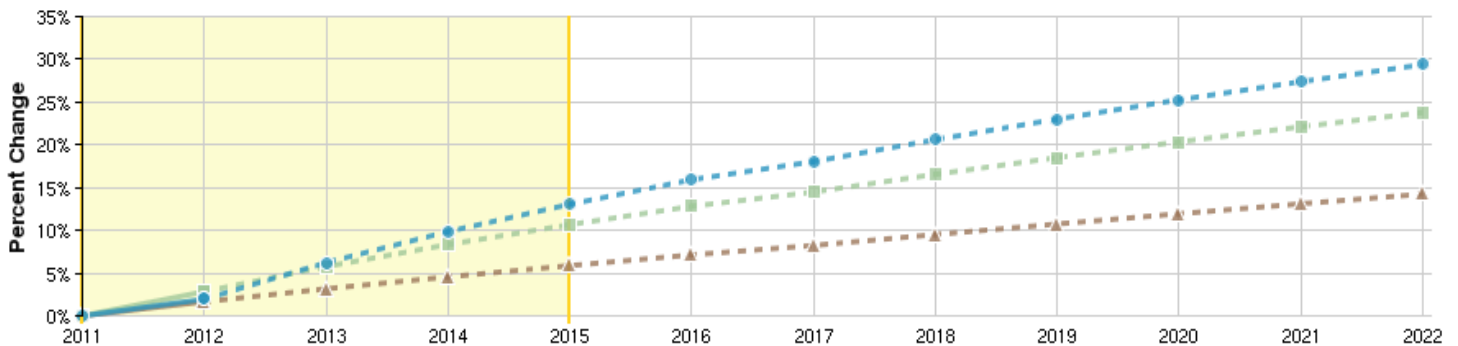
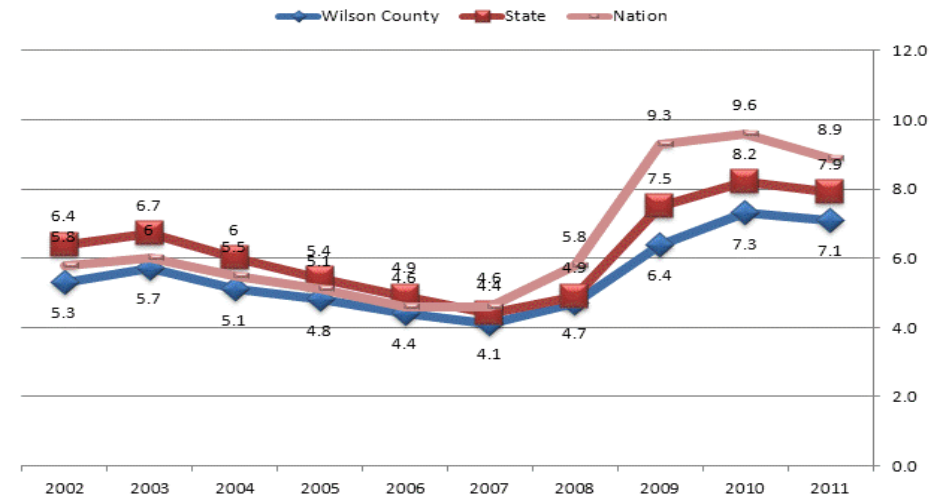
Labor Force Data

The Wilson County unemployment rate averaged 7.1 percent in 2011, down from 7.3 percent averaged in 2010.

Comparing Wilson County to the state and nation, the Texas unadjusted (actual) unemployment rate averaged 7.9 percent in 2011, while the nation's unadjusted (actual) unemployment rate was 8.9 percent in 2011.

Source: Department of Labor

Regional Trends



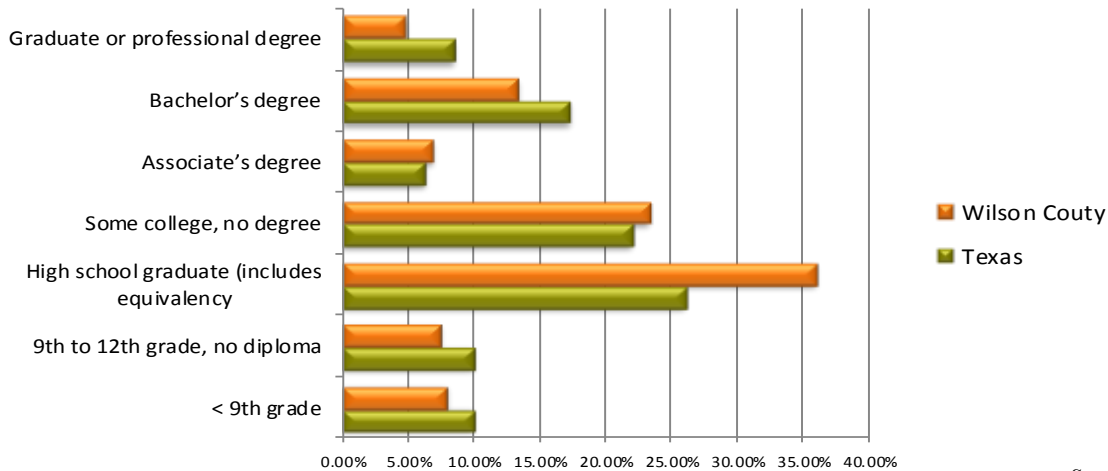
Region	2011 Jobs	2015 Jobs	% Change
Wilson	13,335	15,075	13.0%
State	14,681,471	16,247,350	10.7%
Nation	176,769,254	187,155,067	5.9%

Source: EMSI, Economic Modeling

Population, Educational Attainment, and Industry Data

	Total Population	% Population 20-54	Median Age	Households	Median Household Income	Per Capita Income
US	303,965,272	48.7%	36.9	76,254,318	\$51,914	\$27,334
Texas	24,311,891	49.4%	33.4	8,539,206	\$49,646	\$24,870
Wilson County	41,264	45.5%	39.2	14,455	\$60,493	\$25,149

Source: 2010 US Census



Source: 2010 US Census

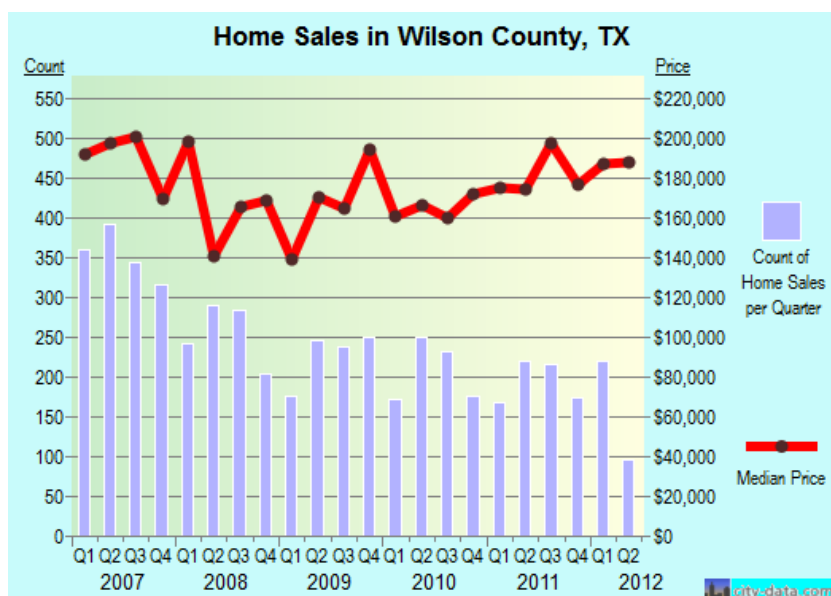
Industry	2012 Jobs	Avg. Earnings (2012)
Agriculture, Forestry, Fishing and Hunting	2,581	\$19,189
Mining, Quarrying, and Oil and Gas Extraction	298	\$41,982
Utilities	52	\$50,443
Construction	1,175	\$31,783
Manufacturing	389	\$42,002
Wholesale Trade	136	\$32,460
Retail Trade	1,528	\$23,972
Transportation and Warehousing	389	\$39,153
Information	69	\$33,342
Finance and Insurance	737	\$22,491
Real Estate and Rental and Leasing	388	\$10,097

Industry	2012 Jobs	Avg. Earnings (2012)
Professional, Scientific, and Technical Services	523	\$51,786
Management of Companies and Enterprises	3	\$123,817
Administrative and Support and Waste Management and Remediation Services	510	\$10,803
Educational Services (Private)	89	\$13,197
Health Care and Social Assistance	1,122	\$26,460
Arts, Entertainment, and Recreation	128	\$12,314
Accommodation and Food Services	574	\$14,703
Other Services (except Public Administration)	665	\$18,435
Government	2,237	\$41,881
Unclassified Industry	0	\$63,426

Source: EMSI, Economic Modeling

Economic Strengths and Priorities

- Municipalities in Wilson County are focused on retail development to support the growing population.
 - The City of Floresville recently acquired an HEB and Walmart expanded to a larger location.
 - The City of Floresville has seen a sharp increase in hotel capacity and apartments/multi-family housing over the past few years due to growing population and economic activity associated with the Eagle Ford Shale play.
 - The City of La Vernia recently added an HEB, sandwich shop, and women's apparel store.
- Wilson County is in the liquids-rich Eagle Ford Shale Play of South Texas. Generally, drilling activity targets the oil window of the Eagle Ford in the southeastern half of the county where well economics are enhanced by the production of oil.
- The City of Floresville is actively recruiting companies associated with the Eagle Ford Shale play that are involved in continuing operations (beyond exploration and drilling phases). The 305-acre El Rancho Grande Business Park, on US 181 and FM 537, is being developed; 12 companies have already selected the site as a location.
- The County's proximity to regional headquarters of Eagle Ford Shale Play companies in southeast Bexar County have created housing demand throughout the County, from Floresville north to La Vernia.
- Connally Memorial Medical Center in Floresville is the foundation piece for the County's emerging medical cluster. The Center has significantly increased the County's access to specialty care.
- The high school graduation rate for the population age 25+ is higher than the state and Nation:
 - 84.5% are high school graduate or higher versus 80.0% and 85.0% for Texas and the nation respectively
- The Alamo Colleges, in partnership with Floresville Independent School District, Floresville Economic Development Foundation, the City of Floresville, and Workforce Solutions Alamo has opened a Floresville Center to provide higher education opportunities and programs to improve residents' entry-level and technical skills.
- Taxable sales in Wilson County during the first quarter of 2012: \$47,292,656, up 33.0 percent from the same quarter in 2011.



Resources

US Department of Commerce (<http://www.bea.gov/index.htm>); TexasAhead (<http://www.texasahead.org/>); Window on State Government (<http://www.window.state.tx.us/taxinfo/sales/>); Texas Industry Profiles (<http://www.texasindustryprofiles.com/apps/cnp/index.asp>).

Economic Development Challenges

- Wilson County has limited opportunities to compete in attracting manufacturing and logistics companies due to limited access to rail, airports, and major interstate highways. Limited warehouse space and lack of large standing facilities have also acted as constraints.
- Higher education attainment for the population age 25+ trails the state and Nation:
 - 18.2% achieved a bachelor's degree or higher versus 25.8% and 27.9% for Texas and the nation respectively.
- Lack of broadband access in communities in Wilson county limits economic development potential; fiber optic cable infrastructure is lacking within the County. Businesses in an increasingly data rich economy rely on this capability to conduct day-to-day business.
- Retail leakage limits the tax revenue of communities within Wilson County. Proximity to San Antonio results in residents traveling to shop.
- A shortage of affordable housing within Wilson county exists, particularly in more rural areas and smaller municipalities.
- Diminishing housing stock is driving up prices and leading to the emergence of RV parks and temporary housing of varied quality.



Alamo Area Council of Governments
8700 Tesoro Dr., Suite 700
San Antonio, TX 78217-6228
Ph: (210) 362-5200
Fx: (210) 225-5937

www.aacog.com